

Patons
Shetland
Chunky

Patons
allure



Patons® Shetland Chunky
& **Patons® Allure**
GLAM COAT

SIZES

Bust measurement

Small	32-34 ins	[81-86.5 cm]
Medium	34-36 ins	[91-96.5 cm]
Large	38-40 ins	[101.5-106.5 cm]
Extra-Large	42-44 ins	[112-117 cm]
1XL	46-48 ins	[122-127 cm]
2XL	50-52 ins	[132-137 cm]
3XL	54-56 ins	[142-147.5 cm]

Finished bust

Small	36 ins	[91 cm]
Medium	38 ins	[96.5 cm]
Large	43 ins	[109 cm]
Extra-Large	46 ins	[117 cm]
1XL	51 ins	[129.5 cm]
2XL	55 ins	[139.5 cm]
3XL	60 ins	[152.5 cm]

MATERIALS

Sizes

S (M-L-XL-1XL-2XL-3XL)

Patons® Shetland Chunky

(100 g/3.5 oz)

Main Color (MC)

(03046 Oxford Grey)

8 (9-9-10-11-12-13) balls

Patons® Allure (50 g/1.75 oz)

Contrast A

(04040 Ebony)

7 (7-7-8-8-8-8) balls

Sizes 6 mm (U.S. 10) and 8 mm (U.S. 11) knitting needles **or sizes needed to obtain tension**. 4 pairs of hooks and eyes.

TENSION

15 sts and 20 rows = 4 ins [10 cm] in stocking st with smaller needles using single strand of Shetland Chunky.

8½ sts and 16 rows = 4 ins [10 cm] in garter st with larger needles using 1 strand of MC and 1 strand of A.

INSTRUCTIONS

The instructions are written for smallest size. If changes are necessary for larger sizes the instructions will be written thus ().

LEFT FRONT

With smaller needles and MC cast on 12 (**14-18-22-26-30-35**) sts.

1st row: (RS). Knit.

2nd row: Cast on 3 sts. Purl to end of row.

Rep last 2 rows once more. 18 (**20-24-28-32-36-41**) sts.

Next row: Knit to last 2 sts. Inc 1 st in next st. K1.

Next row: Inc 1 st purlways in first st. Purl to end of row. 20 (**22-26-30-34-38-43**) sts.

Next row: Knit to last 2 sts. Inc 1 st in next st. K1.

Next row: Purl.

Rep last 2 rows 13 times more. 34 (**36-40-44-48-52-57**) sts.

Cont even in stocking st until work from beg measures 13 ins [33 cm], ending with RS facing for next row.

Shape armhole: Next row: Cast off 4 (**4-5-6-7-7-8**) sts. Knit to end of row. 30 (**32-35-38-41-45-49**) sts.

Next row: Purl.

Proceed as follows:

1st row: K2. K2tog. Knit to end of row.

2nd row: Purl to last 4 sts. P2togtbl. P2.

Rep last 2 rows 0 (**0-0-1-2-5-7**) time(s) more. 28 (**30-33-34-35-33-33**) sts.

Next row: (RS). K2. K2tog. Knit to end of row.

Next row: Purl.

Rep last 2 rows 4 (**5-7-6-5-3-2**) times more. 23 (**24-25-27-29-29-30**) sts.

Work 0 (**0-0-0-0-2-2**) rows even.

V-neck shaping: 1st row: (RS). Knit to last 4 sts. Sl1. K1. pss0. K2.

2nd row: Purl.

Rep last 2 rows 13 (**13-12-13-14-14-14**) times more. 9 (**10-12-13-14-14-15**) sts.

Work 2 rows even.

Shoulder shaping: Next row: Cast off 5 (**5-6-7-7-7-7**) sts beg next row. Purl 1 row even. Cast off rem 4 (**5-6-6-7-7-8**) sts.

RIGHT FRONT

With smaller needles and MC, cast on 12 (**14-18-22-26-30-35**) sts.

1st row: (RS). Knit.

2nd row: Purl.

3rd row: Cast on 3 sts. Knit to end of row.

Rep last 2 rows once more. 18 (**20-24-28-32-36-41**) sts.

Next row: Inc 1 st in first st. Knit to end of row.

Next row: Purl to last 2 sts. Inc 1 st purlways in next st. P1. 20 (22-26-30-34-38-43) sts.

Next row: Inc 1 st in first st. Knit to end of row.

Next row: Purl.

Rep last 2 rows 13 times more. 34 (36-40-44-48-52-57) sts.

Cont even in stocking st until work from beg measures 13 ins [33 cm], ending with WS facing for next row.

Shape armhole: Next row: Cast off 4 (4-5-6-7-7-8) sts. Purl to end of row. 30 (32-35-38-41-45-49) sts.

Proceed as follows:

1st row: Knit to last 4 sts. Sl1. K1. pssso. K2.

2nd row: P2. P2togtbl. Purl to end of row.

Rep last 2 rows 0 (0-0-1-2-5-7) time(s) more. 28 (30-33-34-35-33-33) sts.

Next row: (RS). Knit to last 4 sts. Sl1. K1. pssso. K2.

Next row: Purl.

Rep last 2 rows 4 (5-7-6-5-3-2) times more. 23 (24-25-27-29-29-30) sts.

Work 0 (0-0-0-0-2-2) rows even.

V-neck shaping: 1st row: (RS). K2. K2tog. Knit to end of row.

2nd row: Purl.

Rep last 2 rows 13 (13-12-13-14-14-14) times more. 9 (10-12-13-14-14-15) sts.

Work 1 row even.

Shoulder shaping: Next row: Cast off 5 (5-6-7-7-7-7) sts beg next row. Knit 1 row even. Cast off rem 4 (5-6-6-7-7-8) sts.

BACK

With smaller needles and MC, cast on 67 (71-81-87-95-103-113) sts.

Proceed in stocking st until work from beg measures 13 ins [33 cm], ending with RS facing for next row.

Shape armholes: Cast off 4 (4-5-6-7-7-8) sts beg next 2 rows. 59 (63-71-75-81-89-97) sts.

Proceed as follows:

1st row: K2. K2tog. Knit to last 4 sts. Sl1. K1. pssso. K2.

2nd row: P2. P2tog. Purl to last 4 sts. P2togtbl. P2.

Rep last 2 rows 0 (0-0-1-2-5-7) time(s) more. 55 (59-67-67-69-65-65) sts.

Next row: (RS). K2. K2tog. Knit to last 4 sts. Sl1. K1. pssso. K2.

Next row: Purl.

Rep last 2 rows 4 (5-7-6-5-3-2) times more. 45 (47-51-53-57-57-59) sts.

Cont even in stocking st until armhole measures 2 rows less than Left Front to beg of shoulder shaping, ending with RS facing for next row.

Back neck and shoulder shaping: Next row: K12 (13-15-16-17-17-18) sts. **Turn.** Leave rem sts on a spare needle.

Next row: P2tog. Purl to end of row.

Next row: Cast off 5 (5-6-7-7-7-7) sts. Knit to last 2 sts. K2tog.

Next row: P2tog. Purl to end of row.

Cast off rem 4 (5-6-6-7-7-8) sts.

With RS of work facing, join yarn to rem sts and cast off 21 (21-21-21-23-23-23) sts. Knit to end of row.

Next row: Purl to last 2 sts. P2tog.

Next row: Sl1. K1. pssso. Knit to end of row.

Next row: Cast off 5 (5-6-7-7-7-7) sts. Purl to last 2 sts. P2tog.

Next row: Knit.

Cast off rem 4 (5-6-6-7-7-8) sts.

SLEEVES

With smaller needles and MC, cast on 33 (33-33-33-35-35-35) sts.

Work 7 rows in stocking st, ending with WS facing for next row.

Next row: (Fold row). Knit.

Beg with knit row, work in stocking st, inc 1 st each end of 7th and following 4th rows until there are 37 (39-43-55-43-67-69) sts, then every following 6th row to 55 (57-61-63-65-69-71) sts.

Cont even until work from fold row measures 18 (18½-18½-19-19-19) ins [45.5 (47-47-48-48-48) cm], ending with RS facing for next row.

Shape top: Cast off 3 (3-4-4-5-6-7) sts beg next 2 rows. 49 (51-53-55-55-57-57) sts.

1st row: K2. K2tog. Knit to last 4 sts. Sl1. K1. pssso. K2.

2nd row: Purl.

Rep last 2 rows to 29 (33-31-35-35-25-25) sts.

Next row: K2. K2tog. Knit to last 4 sts. Sl1. K1. pss0. K2.
Next row: P2. P2tog. Purl to last 4 sts. P2togtbl. P2.
 Rep last 2 rows to 9 (9-11-11-11-13-13) sts. Cast off.

Rep from ** to ** until work along short side measures length to fit around outer edge of Coat when slightly stretched, sewing in place as you work, having seam at center back neck edge. Cast off.

FINISHING

Pin garment pieces to measurements and cover with a damp cloth, leaving cloth to dry.
 Sew shoulder seams. Sew side and sleeve seams. Turn sleeves to WS along fold row and sew in position.

Sew hooks to Left Front, having first hook at beg of V-neck shaping and rem 3 hooks spaced 3½ ins [9 cm] down. Sew eyes to Right Front to correspond to hooks.

Ruche: With larger needles, 1 strand of MC and 1 strand of A, cast on 14 sts.

Knit 3 rows.

****1st row:** (RS). K11. **Turn.** Leave rem sts unworked.

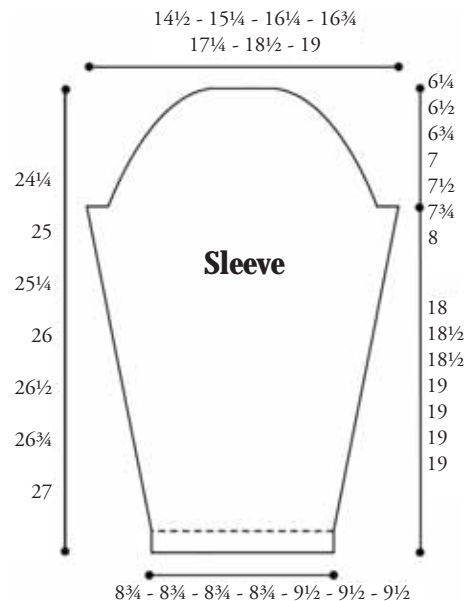
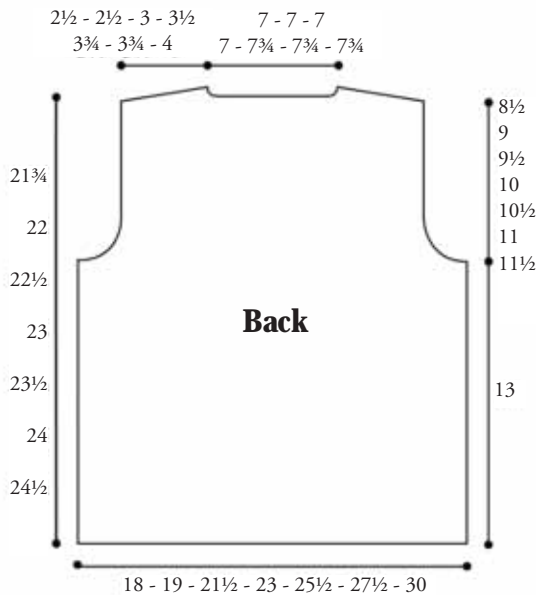
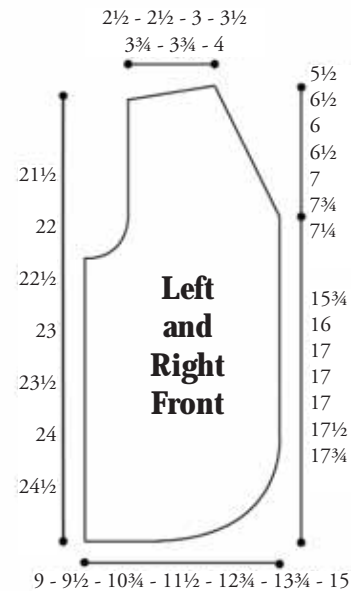
2nd and alt rows: Sl1. Knit to end of row.

3rd row: K8. **Turn.** Leave rem sts unworked.

5th row: K5. **Turn.** Leave rem sts unworked.

6th row: Sl1. Knit to end of row.

Knit 4 rows across all sts.**



Patons

... a part of your life.

P.O. Box 40 Listowel ON N4W 3H3